

# High-load-bearing, high-strength paving: "Super As-Con (Asphalt Concrete) Pavement" series

تعبيد طرق ذات متانة عالية مقاومة للأحمال الثقيلة  
سلسلة تعبيد الطرق بالخرسانة الأسفلتية الفائقة

## Conventional heavy traffic paving

Improved Type II asphalt concrete, semi-flexible compositions consisting of open-graded asphalt injected with cement milk, and concrete compositions are among the most commonly used types of conventional heavy traffic paving. However, Improved Type II asphalt concrete and ordinary semi-flexible compositions are often susceptible to cracks and dents under the stress of vehicle engine vibration or static loading, eventually leading to surface layer destruction.



## Super As-Con (Asphalt Concrete) Pavement series


### Ultra Pave H

Ultra Pave H is a paving composition that provides good fluidity resistance, oil resistance and resistance to stationary steering while also offering levels of static load bearing capacity that are equivalent to concrete paving. It is a semi-flexible paving composition that combines the durability of concrete paving and the flatness and deflection compliance of asphalt paving.



### Super Epo As-Con

Super Epo As-Con is an epoxy resin-added asphalt paving composition that offers good fluidity resistance, oil resistance and resistance to stationary steering while providing superior deflection compliance. Unlike ordinary semi-flexible paving compositions, Super Epo As-Con does not generate unwanted particles, making the paved surface ready for traffic in only several hours after installation.

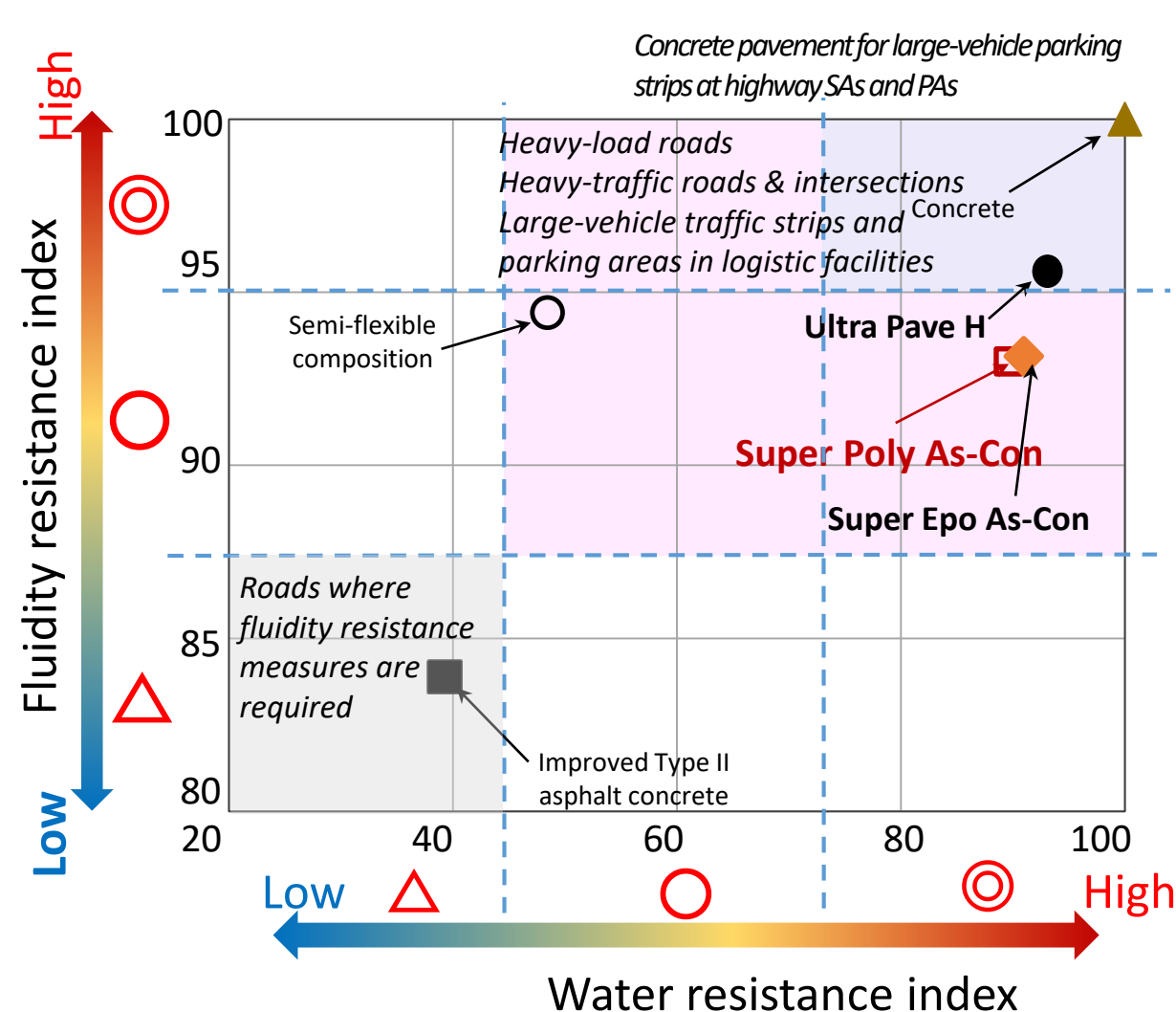


### Super Poly As-Con

While offering similar physical properties as those of Super Epo As-Con, the use of thermoplastic polyester resin additive in Super Poly As-Con makes the composition as easily installable as ordinary asphalt paving. The composition can also be reheated for compaction.

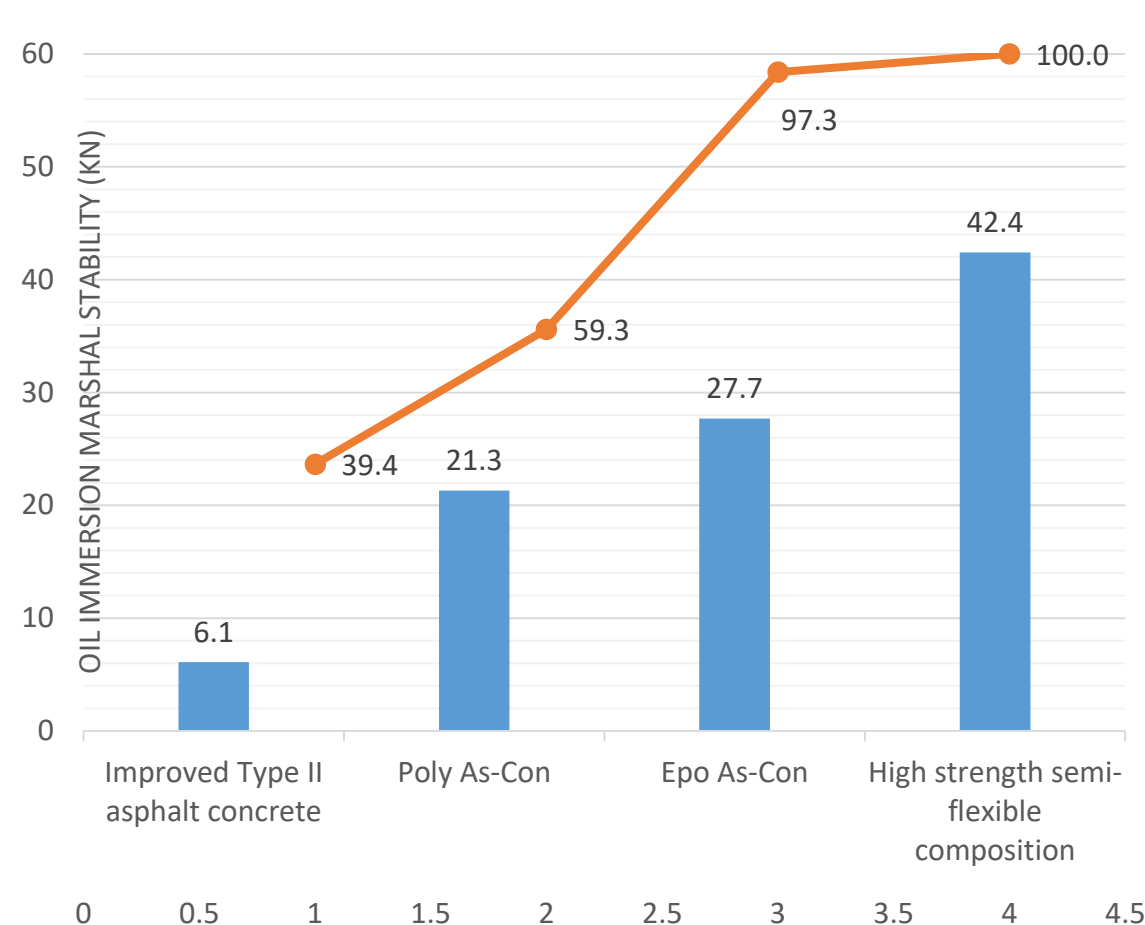


### Hamburger wheel tracking (HWT) test

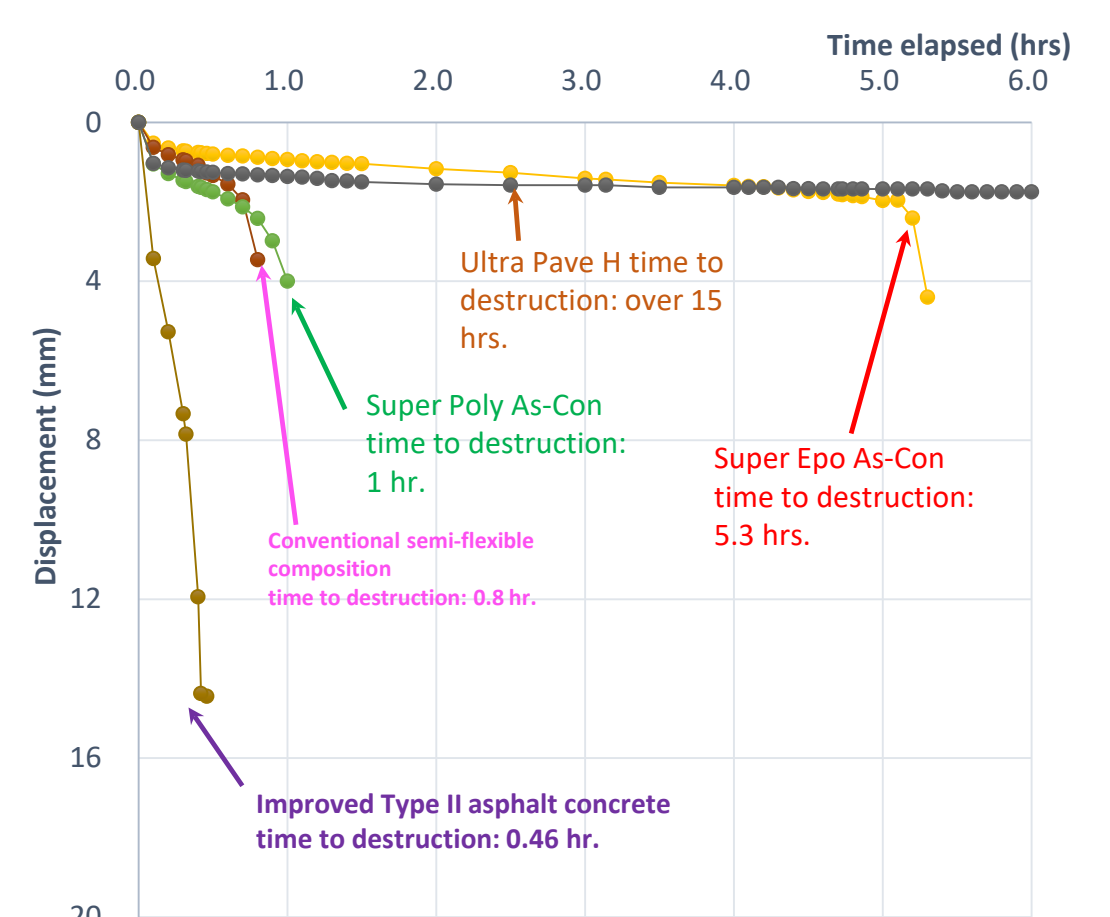


Fluidity resistance and water resistance indices based on HWT test results with the base of concrete pavement as 100

### Oil immersion Marshal stability



### Bending creep test



# Low Noise / Porous Asphalt Pavement

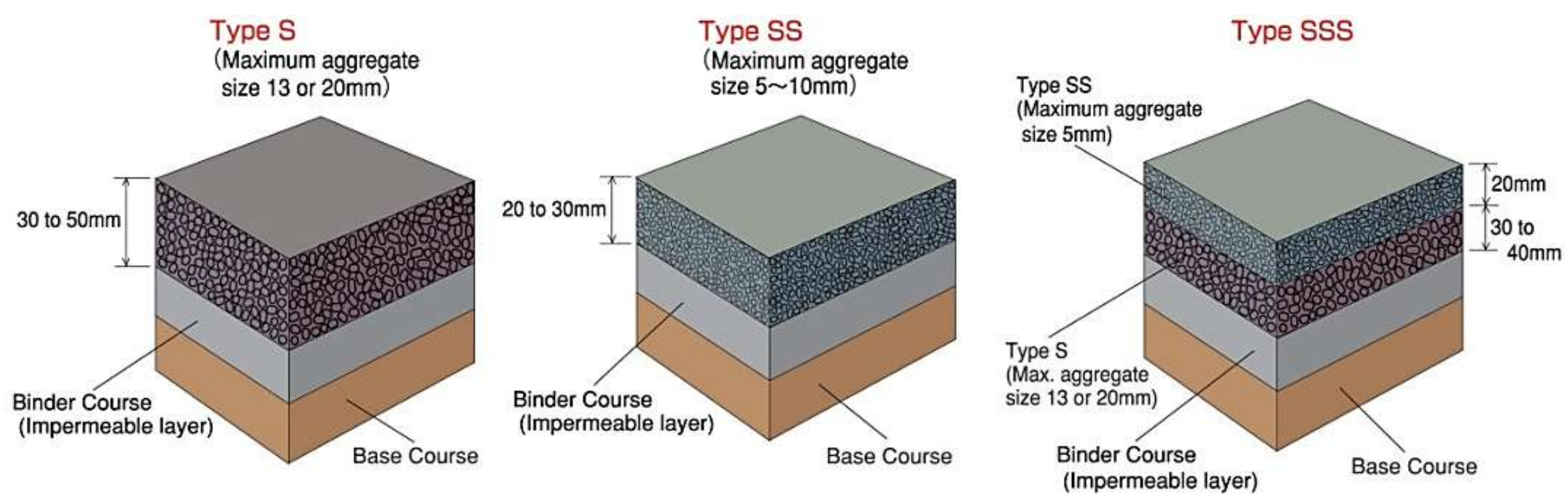
تعبيد الطرق بالأسفلت المسامي / الخافض للضوضاء



## Outline

Porous Asphalt Pavement (AMENI-PHALT S Series) has the function of absorbing noise and draining water. This pavement is applicable to heavy traffic roads as the pavement provided with characteristic of low noise and rapid draining. The characteristic is acquired by improvement of high temperature stability and durability of high viscosity improved asphalt. The series is consisted with type S focused on draining effect, type SS focused on low noise effect and type SSS which has double layer structure having type SS as upper layer and type S as lower layer to improve the both of low noise effect and draining effect.

### Pavement Cross Section

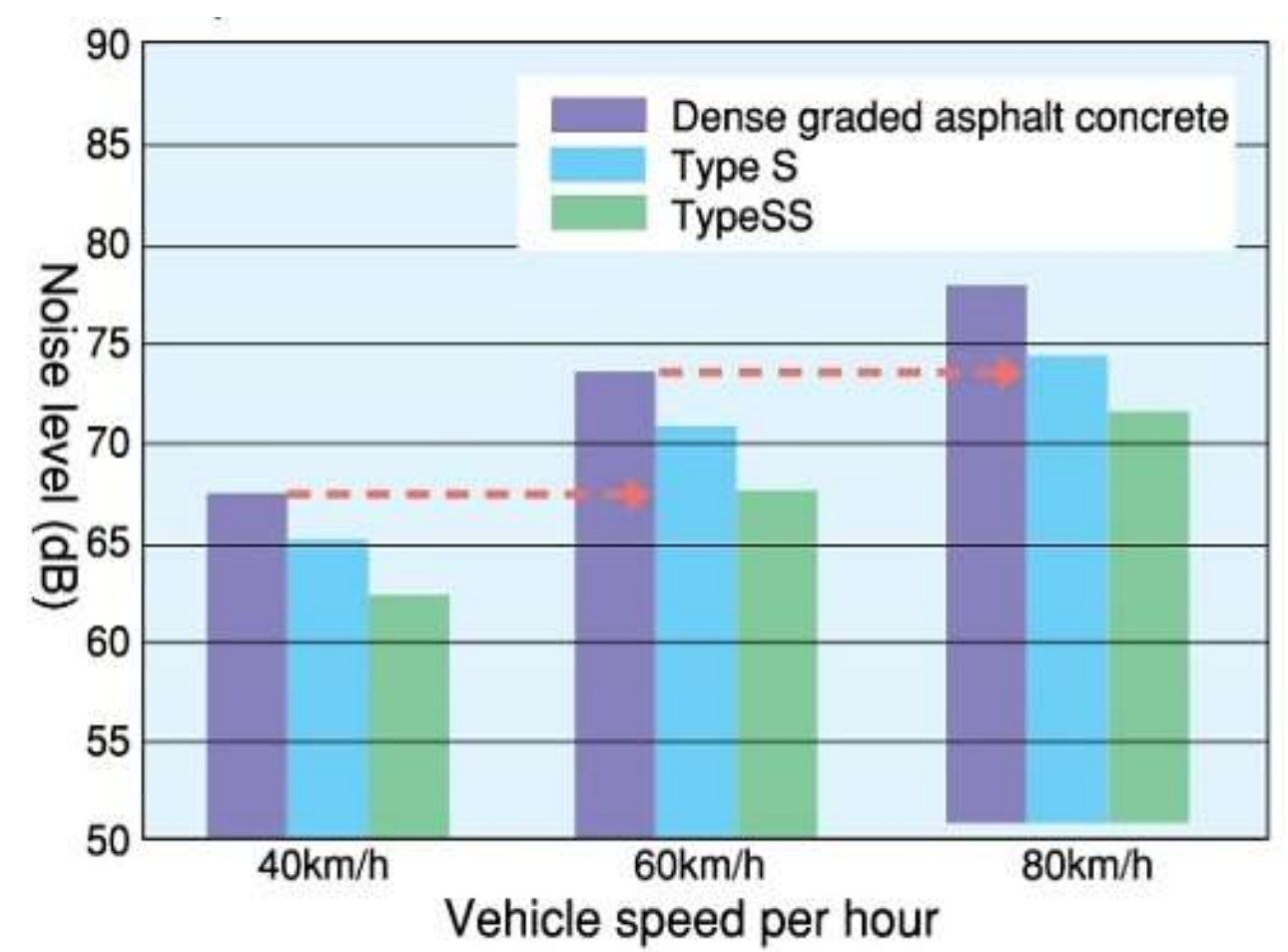


## Characteristics

### Comparison of features between Drainage Pavement and Permeable Pavement

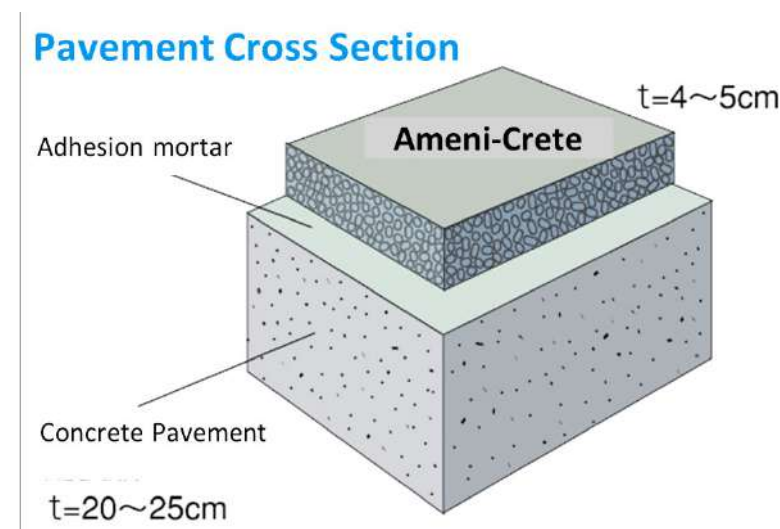
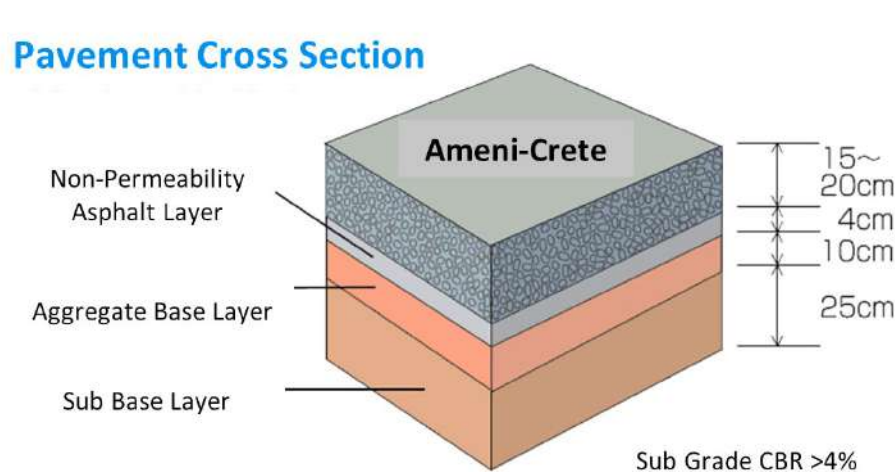
Section	Item	Drainage Pavement	Permeable Pavement
Social Environment (Traffic Safety)	Reducing traffic noise	Effective	
	Improving drivers' visibility in the rain	Effective	
	Improving traffic safety in the rain	Effective	Effective
	Improving walk condition in the rain	Effective	Effective
Natural Environment	Retaining rainwater		Effective
	Improving underground ecological system		Effective
	Maintaining underground water and restraining subsidence		Effective

### Example of Traffic Noise Measurement

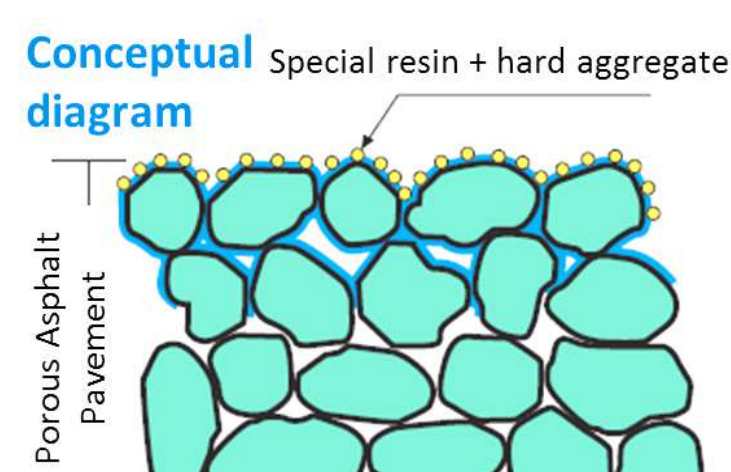


## Our other Porous Pavements

### Porous Concrete Pavement (Ameni-Crete)



### Top Coat for Porous Pavement (Ameni-Coat)



We have other various type of porous pavement construction methods. Please feel free to ask us for further detail.

# Field safety improvement: AI-based automatic stop system for heavy machinery control

مشروع الحفاظ على السلامة في الموقع  
أجهزة الإيقاف التلقائي للآليات الثقيلة باستخدام تكنولوجيا الذكاء الاصطناعي

## AI-assisted stereo camera system with advanced image analysis capability distinguishes between humans and inanimate objects

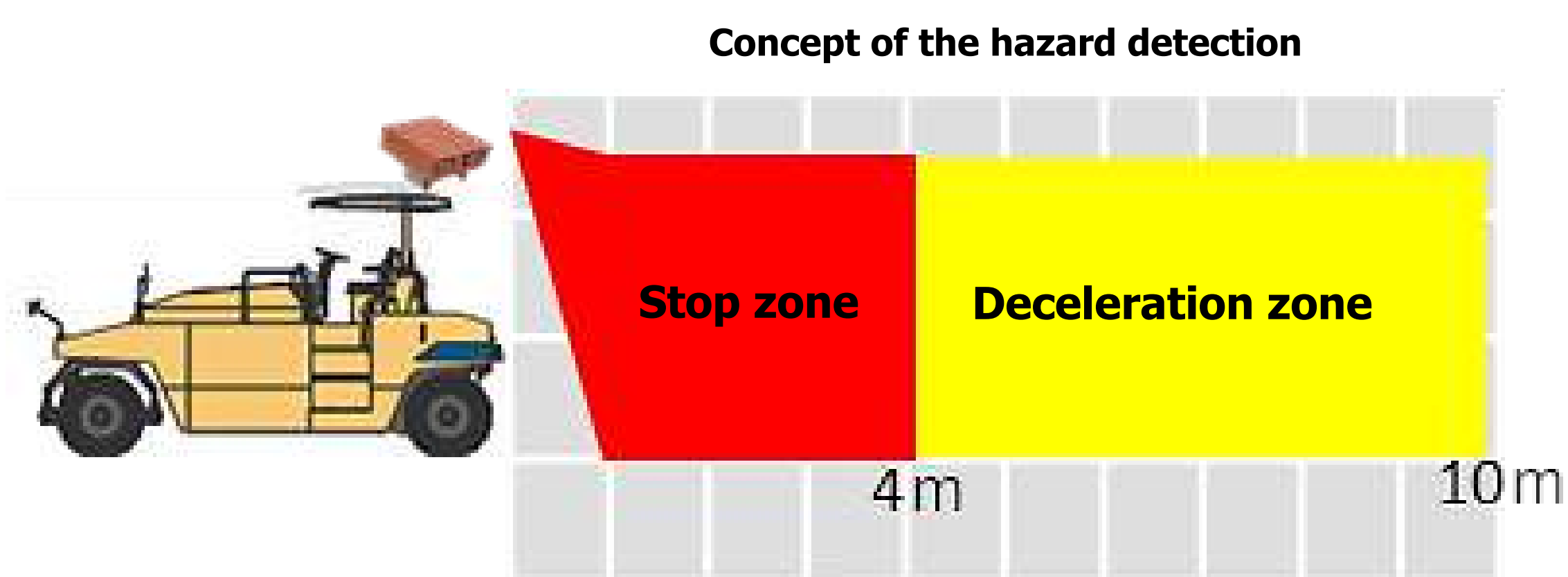
The AI technology detects and recognizes humans separately from inanimate objects.

## Freely reconfigurable detection area to best suit the field environment


By using a computer or a PC panel, the hazard detection area can be easily reconfigured to any desired one within the stereo camera view range.

## Controller unit for automatic deceleration and stopping

The controller unit is capable of controlling the drive lever of the vehicle for automatic deceleration and stopping.



## Excellent image analysis capability



The advanced image analysis system will detect human presence even when only a person's foot gets inside the defined detection area. The yellow frame shown above indicates that the system has recognized human presence in the control distance range so that the vehicle will be automatically slowed down by the control unit.

The image analysis system has superb object recognition capability so that humans will be dependably distinguished from inanimate objects during dark hours. The system has been validated to work reliably in poor visibility conditions such as rain, backlight shone from behind the objects, and twilight hours.

# Test tracks by Nippon Road: Skid panel construction

مسار اختبار طرق اليابان  
أسلوب ألواح الانزلاق


## A new proposal: Skid panel construction

“Skid panel construction” is Nippon Road’s originally developed low- $\mu$  track surface creation technology.

Factory-built components offer a consistent track surface quality free of weather conditions during construction. The one-piece molding process helps prevent tile separation, contributing to significant durability improvement.

Elimination of the piece-by-piece tile gluing process by hand also greatly helps reduce work time.

With a choice of different tiles, the process caters to a variety of tracks from low- $\mu$  to medium- $\mu$  surfaces.



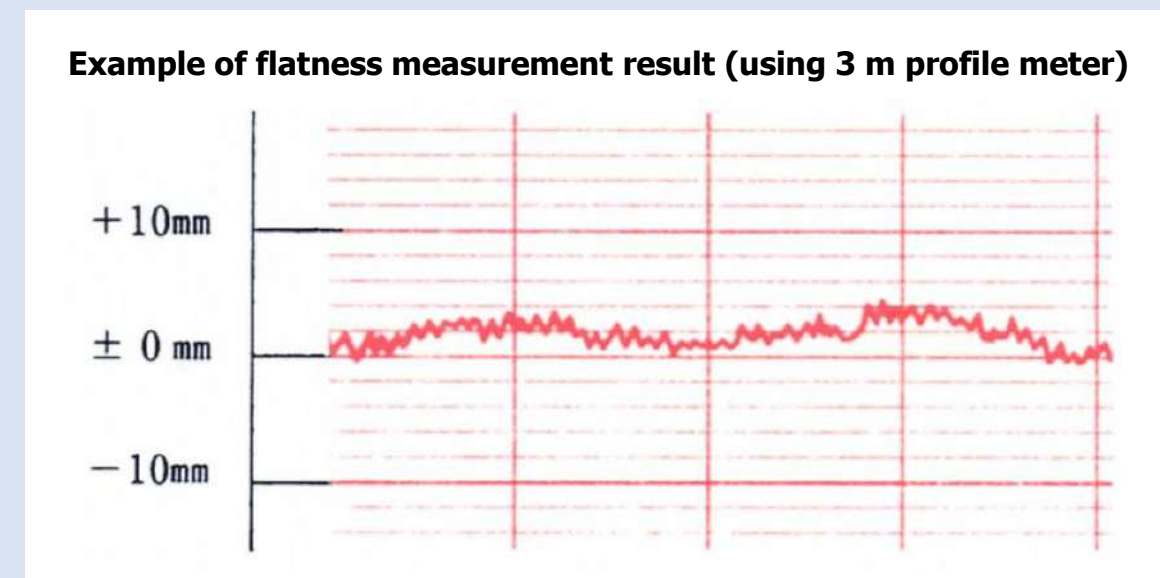
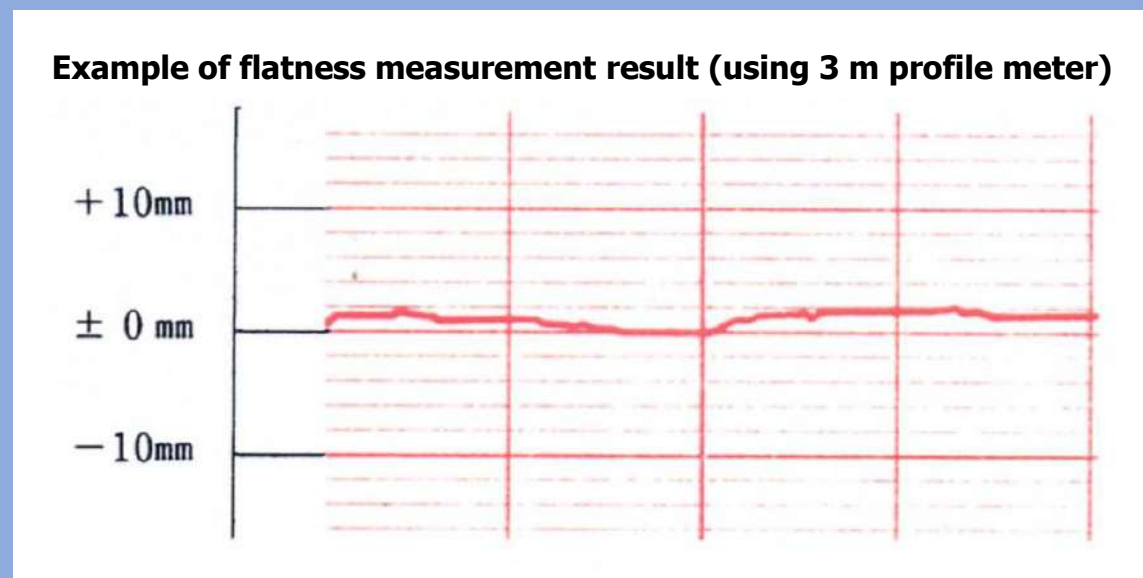
### Panel construction




### Hand gluing process



### Comparison of flatness




### Tile choice example (Ceramic tile)



$\mu$  level  
Multiple  $\mu$  levels can be achieved by selecting different tiles.

Ice	Compacted snow
0.1	0.3



### Tile choice example (Basalt tile)



$\mu$  level  
Tile for ABS-certification testing

Compacted snow
0.2±0.05

